

POINTING TWICE

FOR DANCER, GRAMOPHONE AND NINE MUSICIANS
FROM ANTON WEBERN'S *CONCERTO* OP.24

JAROSLAW KAPUSCINSKI

2014

Pointing Twice

Performance Notes

Pointing Twice is a two-movement work that can be performed independently or as part of a program that includes two performances of Anton Webern's *Concerto for Nine Instruments Op.24*. In the latter case Movement A is to be played as a postlude to the first performance of the Webern, while Movement B as a prelude to the second.

TEMPO and SYNCHRONIZATION

The music is composed without common pulse. Entrances are shown by the conductor but only as a time reference and not as beat. Each musician performs in individualized tempo. The resulting rhythmic offsets between musicians are intended.

MUSIC STANDS

All players except for the conductor and the pianist are to perform from memory without music stands. The conductor should lay their music stand flat. The pianist should use a regular piano stand.

STAGE SEATING

The conductor is seated among the performers on a high conductor stool. The dancer is seated on a regular chair like the musicians.

PA SYSTEM

In Part B at Cue 7 a provided audio file of a gunshot needs to be heard from a single speaker located on the left side of the stage.

GRAMOPHONE

Especially designed gramophone requires two electric outlets located within 5 feet. Depending on the hall acoustics the audio signal sent to the gramophone may also be sent to a PA system to be discreetly amplified.

AUDIENCE SEATING

Because of the presence of dance elements an unobstructed view of all musicians and the whole stage is required. Terrace seating is preferred.

LIGHTS

Traditional music stage lighting should be used for most of the piece but its level should be controllable and set according to several predefined cues. A single sharp spotlight for a single location in the center of the stage and black lighting for the gramophone is required.

The score is written in concert pitch.

Pointing Twice "A"

Jaroslav Kapuscinski

Lento ♩ = 40-50

Conductor

Dancer

Flute

Oboe

Clarinet in B \flat

Horn in F

Trumpet in C

Trombone

Violin

Viola

Gramophone

Piano

Record Noise 1 (#1) ca. 24" *mf*

Record Noise 2 (#2) ca. 16" *p*

Record Noise 3 (#3) ca. 16" *pp*

Lento ♩ = 40-50

1

Dancer (voice)

ca. 16"

ssss - t'ssss - t'ssss - t'ssss - t'ssss

1

Piano

ca. 16"

p

Dan. *t'ssss - t'ssss - t'ssss*

Violin **3** *p* *rit.*

Viola **2** *ca. 7"* *Extremely light, slightly grainy bow* *pppp*

Pno. **2** *p* **3** *rit.* **4** *A tempo*



Dan. *ca. 12"* **5** *Dancer* *ca. 40"*

Pno. *ca. 12"* *A tempo* **5** *poco stretto* *ca. 40"*

Conductor solo

8

6.2

Dancer

6.1

Oboe

p

7

Trombone

sord. ca. 12" ca. 4" ca. 15"

pp

6

A tempo

Gramophone: Oboe (#4)

Gr.

Viola

Gramophone: Noise (#5)

p


A tempo

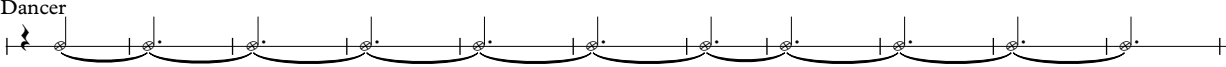
Pno.


6 6.1 6.2 ca. 6" ca. 8" 7 ca. 12" ca. 4" ca. 15" 8

p *p* *pp* *pp*


ca. 12" 45 (motion choreographed with Y-D J) **9**


Con. 

Dancer 

9.1
Horn sord. 

ca. 12" Gramophone: Trumpet (#6) **9** **9.1**

Gr. 

Pno. 

10

ca. 10"

Dan. **H** 


10.1

Clarinet
p




10.4

Oboe
p



10.6

Flute
p



10.7

Clarinet
p



10.8

Horn *sord.*
p



10.2

Trumpet *sord.*
p



10.3

Trombone *sord.*
p



10.5

Violin *sord.*
p



10.9

Viola *sord.*
p



Dan. **11** ca. 16" **11** Dancer Dancer

Horn **11** sord. *pp*

Piano **11** *p* *p*

Dan. **12** **13** ca. 10" **14**

Clarinet **14** ca. 4-5" ca. 4-5" *ppp*

Trombone **13** sord. *ppp*

Gramophone: Piano (#7) *p* Gramophone: Record Noise (#8) ca. 10" ca. 12"

Duration: ca. 9'20"


Pointing Twice "B"


The score is divided into three measures, each marked with a boxed number (1, 2, 3) above the Dancer part.


- Measure 1:** Dancer (ca. 8"), Clarinet (*ppp*), Trombone sord. (*ppp*), Gramophone: Rainstorm (#1) ca. 21" (*<f*), sharply interrupted.
- Measure 2:** Dancer (ca. 4"), Gramophone: Rainstorm (#2) ca. 21" (*f*), Gramophone: J. Chowning *Stria* excerpt (#3) ca. 4" (*>*).
- Measure 3:** Dancer, Flute (*p*), Gramophone: J. Chowning *Stria* excerpt (#3) ca. 40" (*<*).


Tempo: **Lento** ♩ = 40-50


ca. 11"


Dan. 


Flute "walk" * *mp* 


Oboe "walk" * *p* 


Clarinet "walk" * *p* 


Horn sord. "walk" * *p* 

Trumpet sord. "walk" * *mf* 

Trombone "walk" * ca. 5" *ppppp* 

Violin "walk" * *mp* 

Viola pizz. "walk" * *mf* 

Piano "walk" * *mf* 

* "walk":

Stand up, start repeating the given motive and walk slowly around the stage aiming for the chair from movement "A".

Stop in front of the chair and continue repeating facing it. Stop playing when you hear that the piano stopped.

Keep standing and hold the instrument as if you were about to play. Listen to the sound of the airplane (about 20 seconds long).

When you hear the airplane sound fading out turn around and sit down.

Note to Conductor:
When the dancer reaches his chair
signal the pianist to stop playing.
Duration of Section 3 should be
about 2 minutes 30 seconds.

4

Dan.

Fl.

Ob.

Cl.

Hr.

Tpt.

Tbn.

Vn.

Vi.

Pno

5

Dancer

Flute 6.1

Clarinet 6.1

Horn

Trumpet sord. 6.1

5.1 5.2

Tbn.

Violin 5.1

Viola 5.1

Gramophone: Propeller Plane

Piano 5

Piano 6

Dancer **8**

Dan.

Fl.

Oboe

Cl.

Horn **7.1** sord.

Trumpet **7.1** sord.

Trombone

Violin s.t.

Viola s.t. **7.1**

7

PA System: Gunshot
ca. 8"

f

Gramophone: Webern opening fragment followed by record noise

f *ppp*

Dan. **9**

Fl.

Ob.

Cl.

Hn.

Tpt.

Tbn.

Vln.

Vla.

Gr. ca. 8"

Take out the lighter

House Lights Off

Lighter On

Lighter Off